



CANADIAN SILVER RESERVES
RÉSERVE D'ARGENT CANADIENNE



As of September 30, 2021

MNS / MNS.U

www.reserves.mint.ca

ETR Snapshot

Issue date	November 5, 2012
Exchange	TSX
Ticker symbols	MNS/ MNS.U
CUSIP	779921113
Service fee	45 bps (0.45%)
RRSP eligible	Yes
ETRs outstanding	4,374,977
Total ounces of silver	2,603,920
Per ETR entitlement to silver	0.5951849 oz
NAV MNS ¹	\$16.84
ETR price MNS	\$16.28
Volume ²	9,700

- Custodianship by the Royal Canadian Mint
- Eligible for all registered plan accounts in Canada
- Low service fee of 45 basis points (0.45%)
- Monthly silver and cash redemption rights
- Listed in both CAD and USD on the TSX



The Program provides an exchange-traded investment vehicle designed to track the price of silver, less a service fee of 0.45% per annum; this fee has yet to vary.

The ETRs may trade in the market at a premium or discount to the net asset value (“NAV”) per ETR.* Accordingly, the market value of the ETRs may, at any time, be greater or less than the realizable value of the silver bullion evidenced by the ETRs. Between November 5, 2012 and September 30, 2021 silver ETRs have traded on the TSX at a premium to daily NAV ranging from -8.2% to 6.4%. The average premium to daily NAV between January 1, 2021 and September 30, 2021 was less than 0.1%. There can be no assurance that the ETRs will trade at a price equal to the NAV per ETR.

There is no statutory limit on the number of ETRs the Mint is authorized to issue; however, the Mint has, consistent with its current Corporate Plan, currently limited the maximum number of ETRs that can be outstanding at any one time under the Program to 5,020,908 ETRs, of which 4,374,977 ETRs are currently issued and outstanding, therefore any change to the Program size needs to be reflected in the Mint’s Corporate Plan which requires the approval of the Minister of Finance in accordance with the Financial Administration Act (Canada).

ETR holders are entitled to redeem their ETRs for silver or cash on a monthly basis.

**Between November 5, 2012 and October 10, 2017, the Mint used the daily London silver price provided by the London Bullion Market Association and the Bank of Canada USD/CDN exchange rate to compute the daily NAV per ETR. Since October 11, 2017 the daily NAV is calculated using the spot silver price made available by Refinitiv and the Bank of Canada USD/CDN exchange rate. The premium is calculated based on the CDN dollar trading price of the ETRs.*

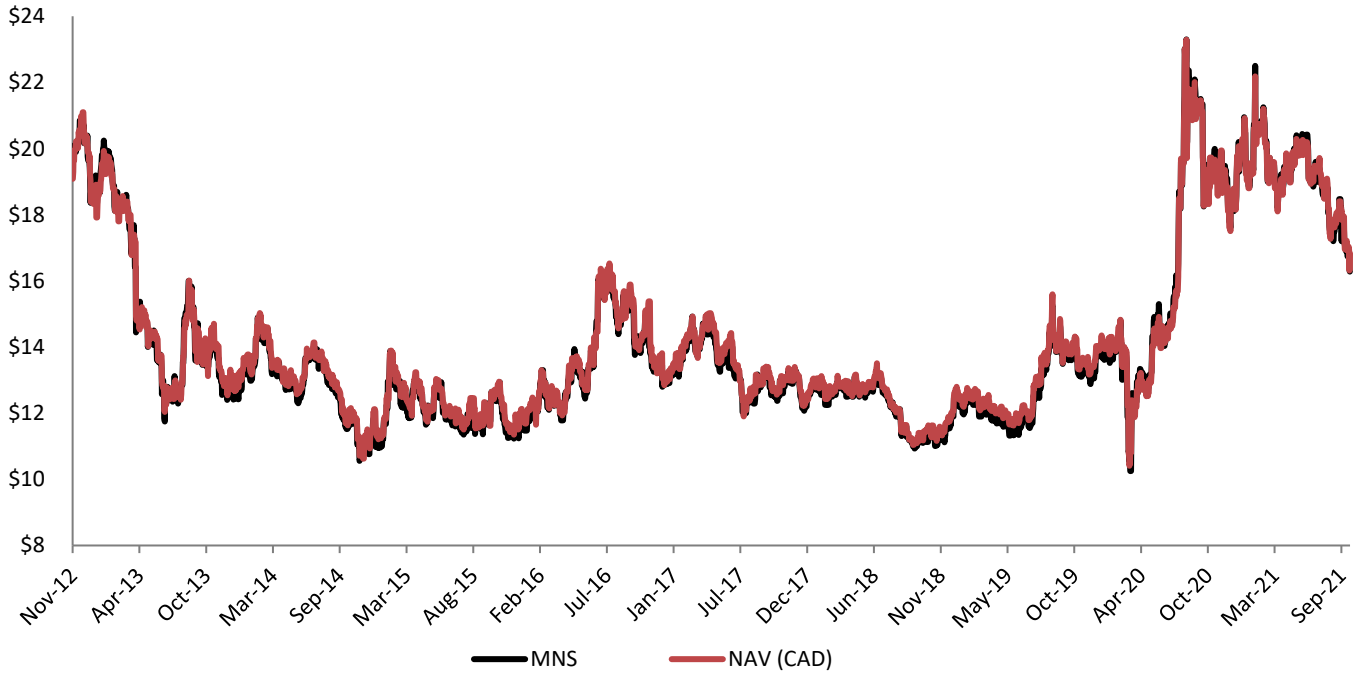
Performance

Percentage

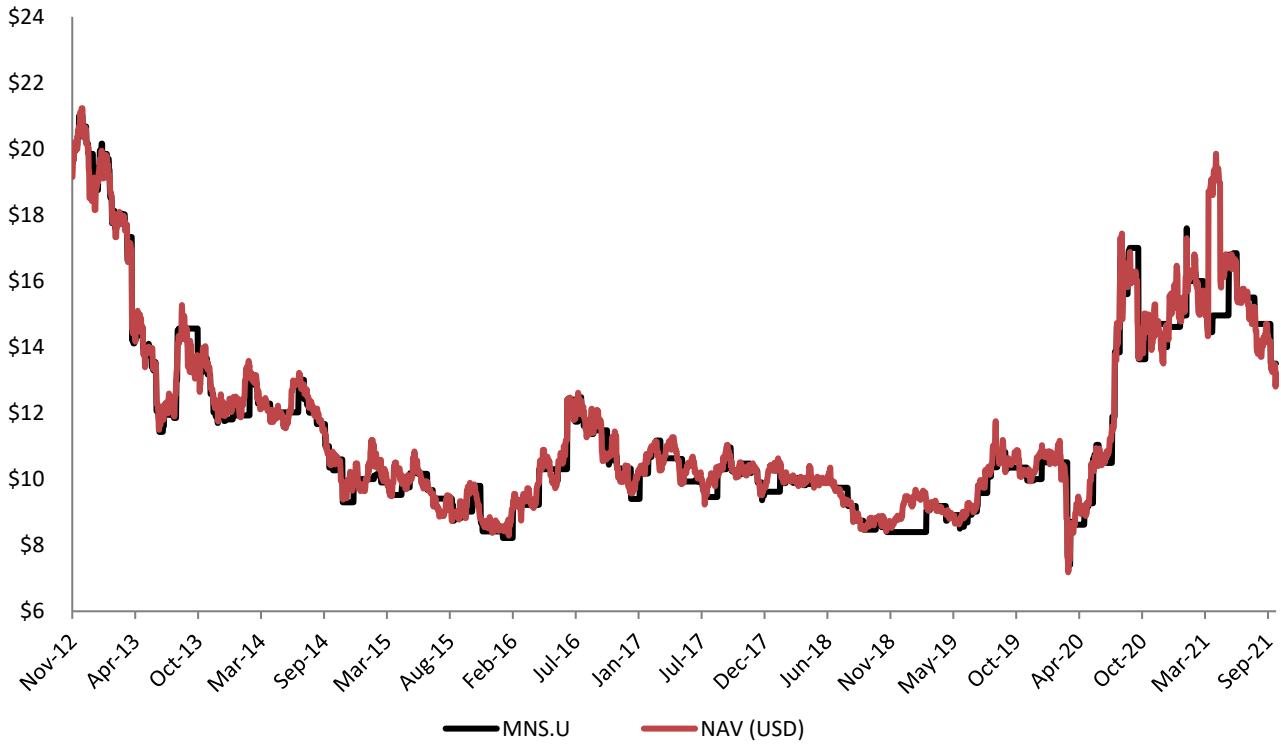
Gain/(Loss) ³	1 Mo	3 Mo	6 Mo	1 Yr	RSL ⁴
MNS	(9.5)	(14.6)	(11.0)	(12.4)	(18.6)
MNS.U	(6.0)	(16.5)	(11.1)	(7.4)	(35.1)



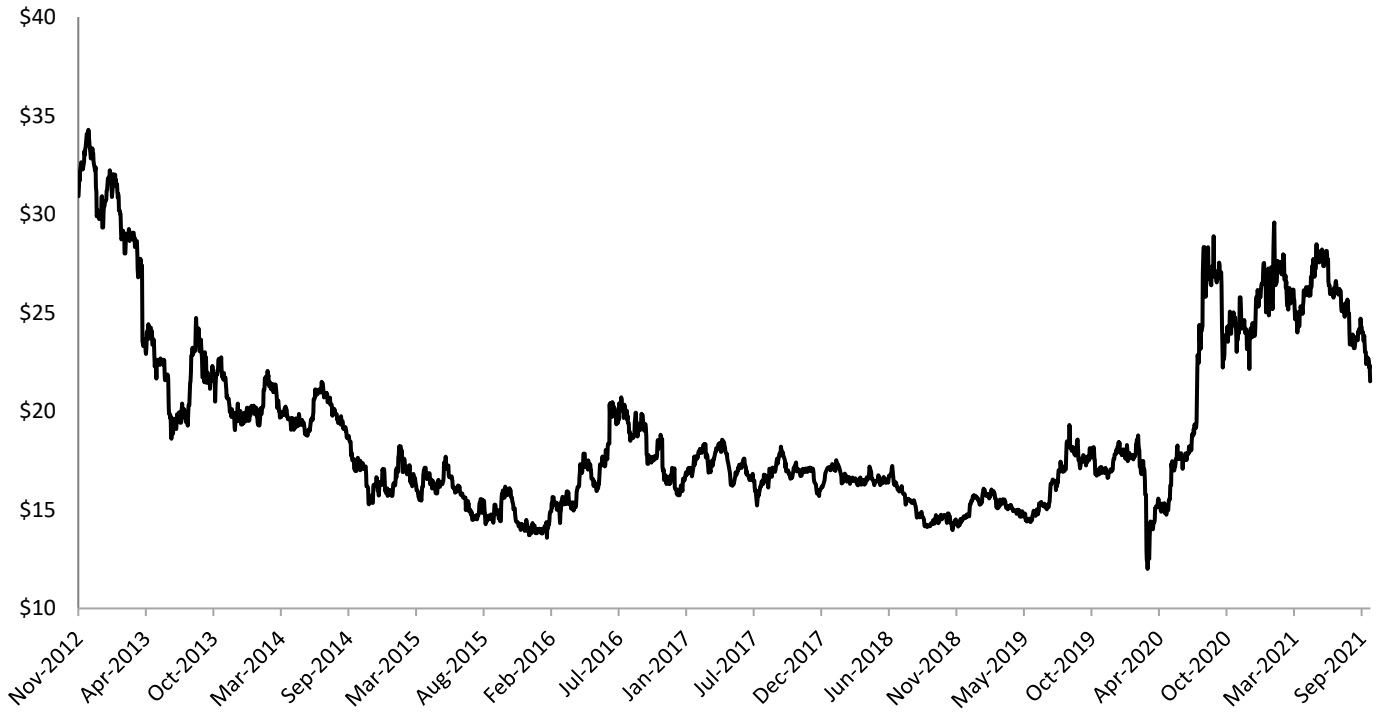
MNS vs. Net Asset Value (CAD)



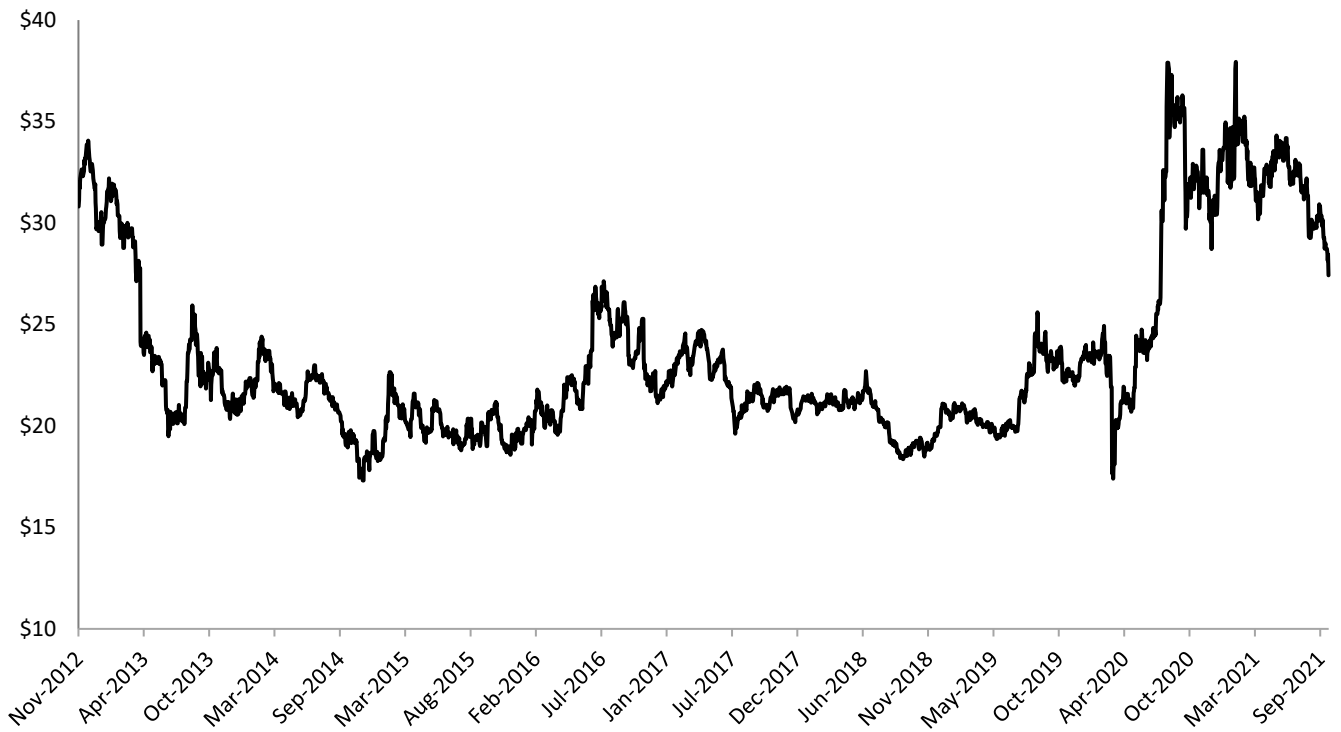
MNS.U vs. Net Asset Value (USD)



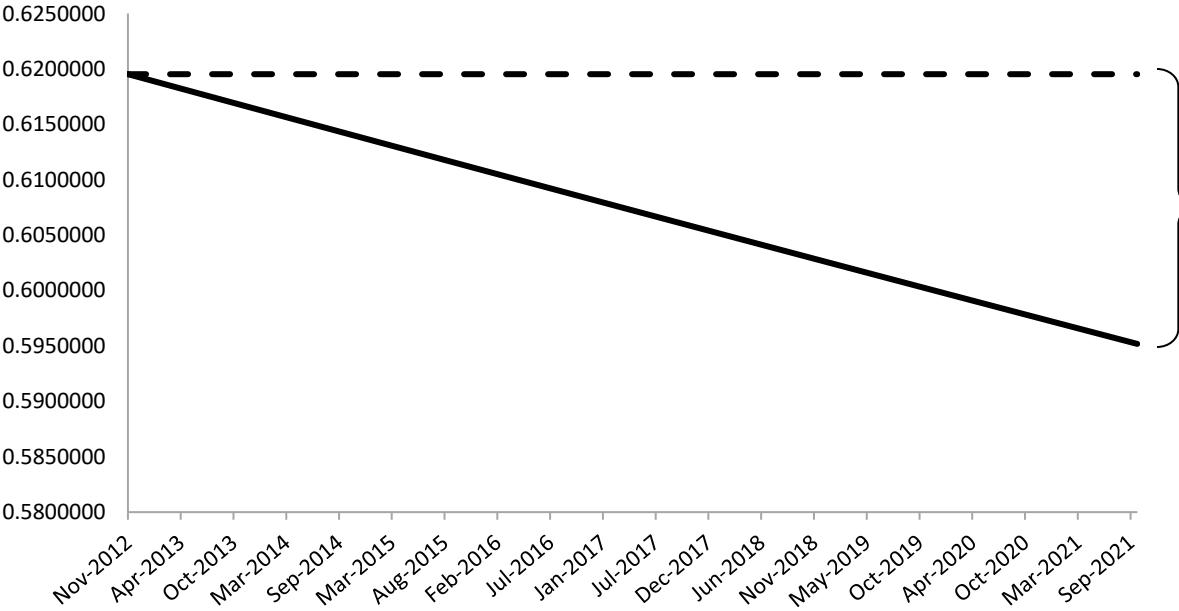
Silver London Fix (USD)



Silver London Fix (CAD)



Per ETR Entitlement to Silver (oz)



The Service Fee is calculated and accrued daily at an annual rate of 0.45% of the Per ETR Entitlement to Silver.



320 Sussex Drive
Ottawa, ON K1A 0G8
Toll Free: 1-866-677-1477
Website: reserves.mint.ca

Important additional details about the ETRs are available on the Canadian Silver Reserves website at reserves.mint.ca. This communication is provided for information purposes only. Nothing in this communication constitutes an offer to sell or solicitation to purchase ETRs in any jurisdiction. This communication is not intended to constitute investment, financial, legal, tax or accounting advice and you should not rely on the information in this communication for such advice. ETR holders have no recourse to the Mint or the Government of Canada for any loss on their investment; prospective investors should consider carefully the factors set out in the amended and restated Information Statement dated October 29, 2012 (the Information Statement) under "Risk Factors" before deciding to purchase ETRs. The information contained in this communication is current as of the date set out herein and the Information Statement is current as of the date set out therein.

1. Net asset value (NAV) is based on the closing silver spot price made available by Refinitiv on September 30, 2021 and the Bank of Canada daily average exchange rate made available on September 29, 2021, as September 30, 2021 was a Federal holiday.
2. Consolidated average daily volume for MNS and MNS.U from January 1, 2021 to September 30, 2021.
3. Returns are based on TSX last traded price. MNS.U calculated using the mid-point between the TSX bid and ask prior to market close on September 30, 2021, August 31, 2021, June 30, 2021, March 31, 2021 and September 30, 2020 as no trades occurred on those dates.
4. Return since launch (Initial Public Offering on November 5, 2012).

