



CANADIAN GOLD RESERVES  
RÉSERVE D'OR CANADIENNE



As of December 31, 2022

## MNT / MNT.U

[www.reserves.mint.ca](http://www.reserves.mint.ca)

### ETR Snapshot

Issue date	November 29, 2011
Exchange	TSX
Ticker symbols	MNT/MNT.U
CUSIP	779921105
Service fee	35 bps (0.35%)
RRSP eligible	Yes
ETRs outstanding	18,065,284
Total ounces of gold	189,415
Per ETR entitlement to gold	0.0104850 oz.
NAV MNT <sup>1</sup>	\$25.91
ETR price MNT	\$26.06
Volume <sup>2</sup>	33,300

- Custodianship of metals by the Royal Canadian Mint
- Eligible for all registered plan accounts in Canada
- Low service fee of 35 basis points (0.35%)
- Monthly gold and cash redemption rights
- Listed in both CAD and USD on the TSX



The Program provides an exchange-traded investment vehicle designed to track the price of gold, less a service fee of 0.35% per annum; this fee has yet to vary.

The ETRs may trade in the market at a premium or discount to the net asset value (“NAV”) per ETR.\* Accordingly, the market value of the ETRs may, at any time, be greater or less than the realizable value of the gold bullion evidenced by the ETRs. Between November 29, 2011 and December 31, 2022 gold ETRs have traded on the TSX at a differential to daily NAV ranging from -6.1% to 19.7%. The average differential to daily NAV between January 1, 2022 and December 31, 2022 was -3.1%. There can be no assurance that the ETRs will trade at a price equal to the NAV per ETR.

Consistent with the Mint's Corporate Plan, the Mint's Board of Directors has, by resolution passed on September 21, 2022, removed the limit on the maximum number of ETRs that can be outstanding at any one time under the Program.

ETR holders are entitled to redeem their ETRs for gold or cash on a monthly basis.

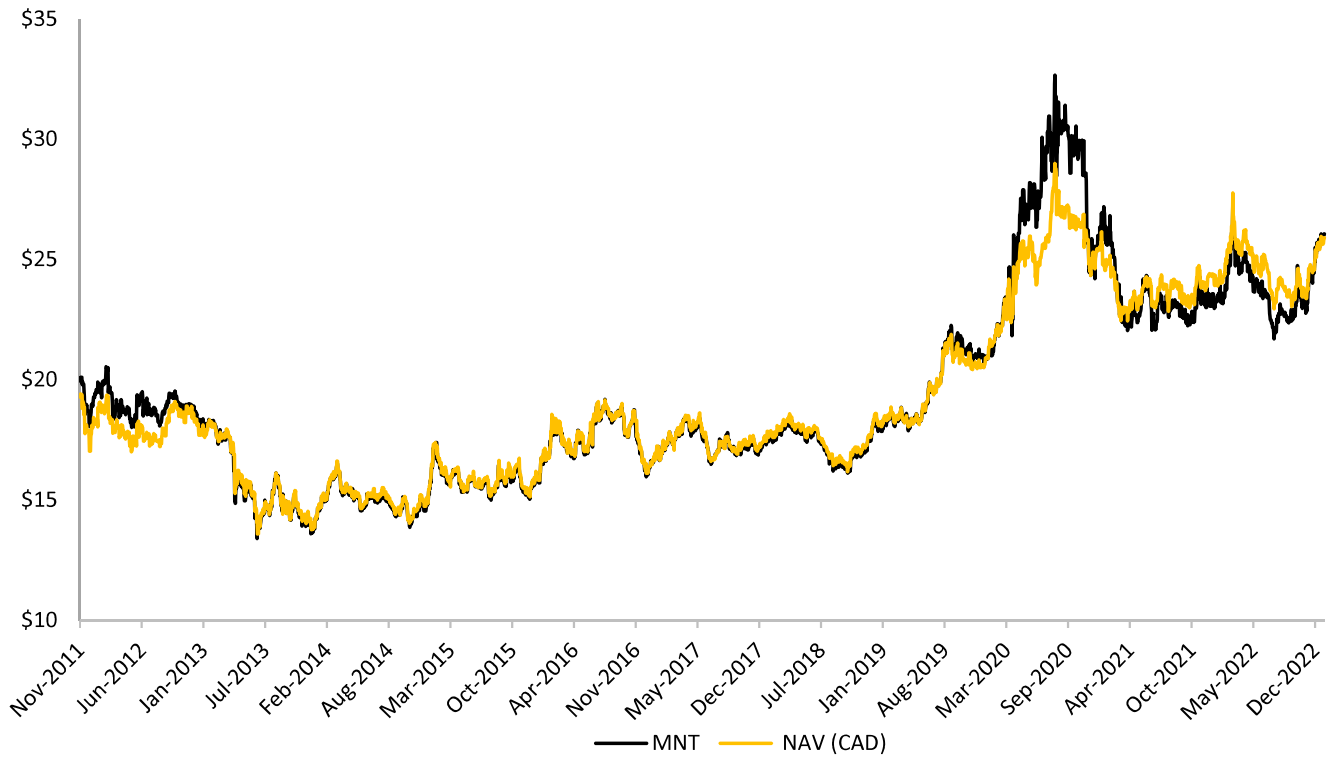
*\*Between November 29, 2011 and October 10, 2017, the Mint used the daily London PM fix gold price provided by the London Bullion Market Association and the Bank of Canada USD/CAD exchange rate to compute the daily NAV per ETR. Since October 11, 2017 the daily NAV is calculated using the spot gold price made available by Refinitiv and the Bank of Canada USD/CAD exchange rate. The premium or discount is calculated based on the CAD trading price of the ETRs.*

## Performance

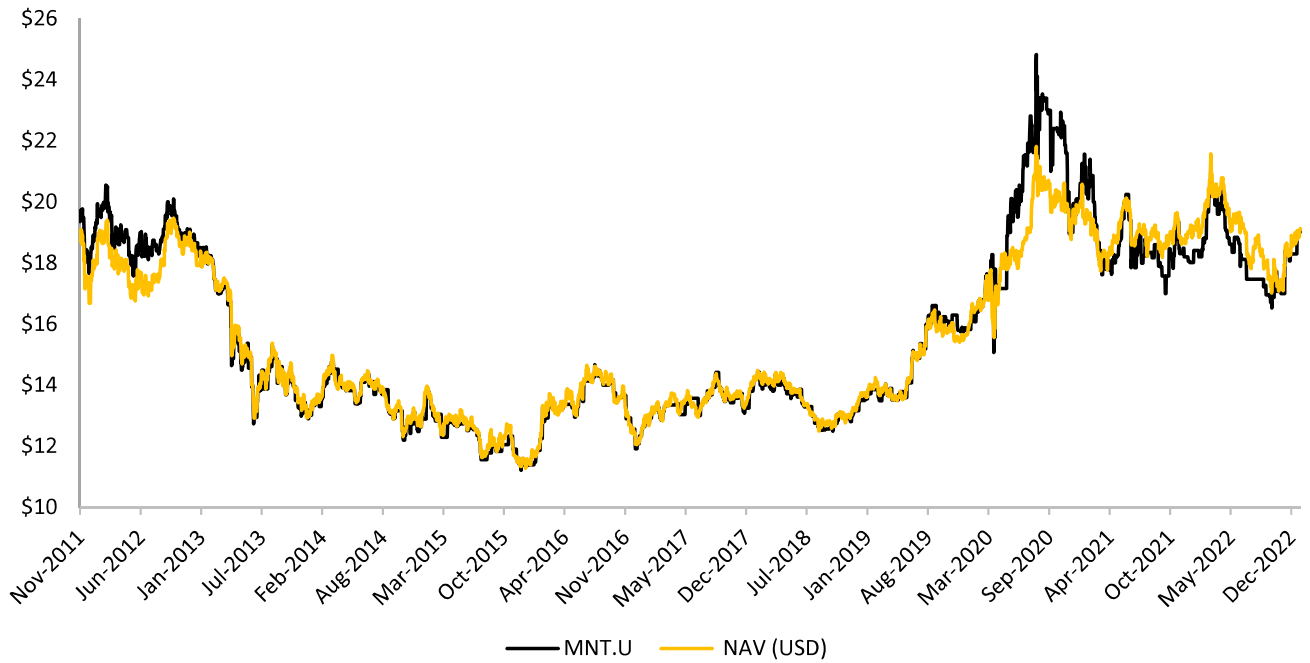
Percentage Gain/(Loss) <sup>3</sup>	1 Mo	3 Mo	6 Mo	1 Yr	RSL <sup>4</sup>
MNT	4.3	12.1	11.1	10.5	30.3
MNT.U	3.6	13.8	5.7	3.2	(0.4)



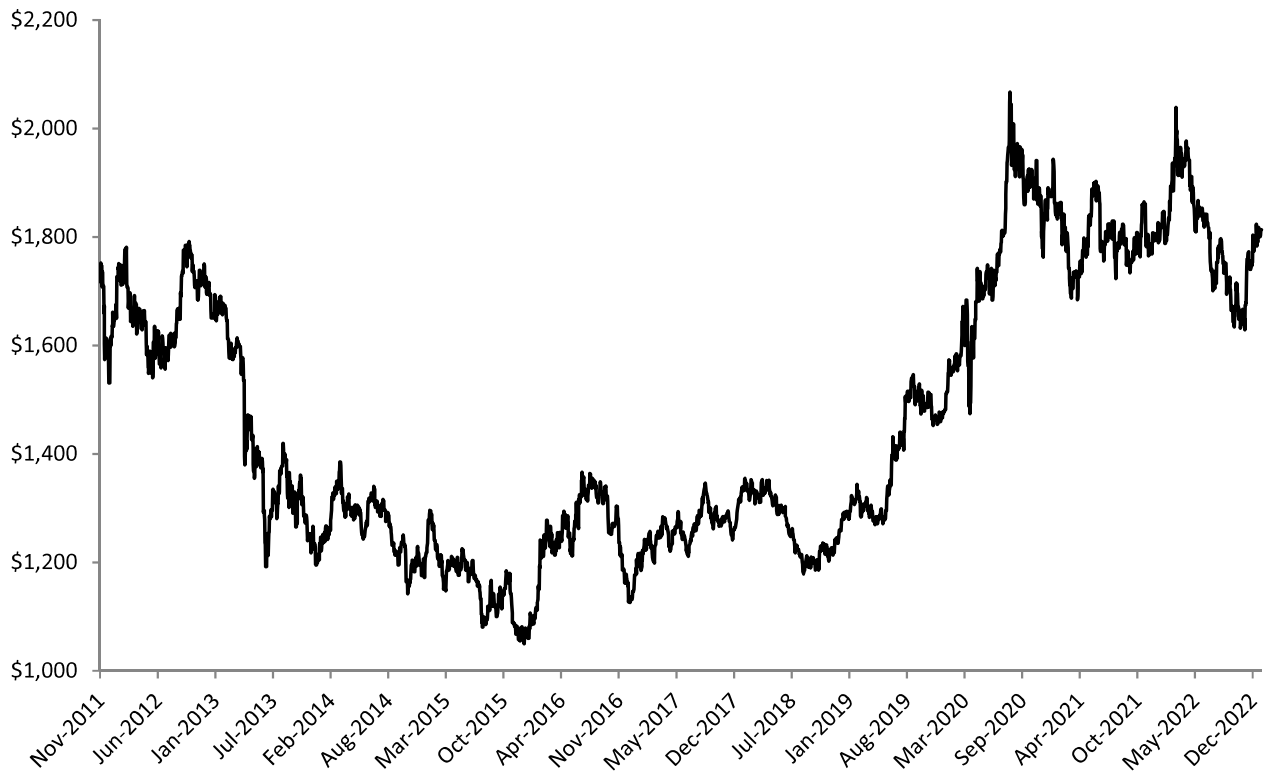
## MNT vs. Net Asset Value (CAD)



## MNT.U vs. Net Asset Value (USD)



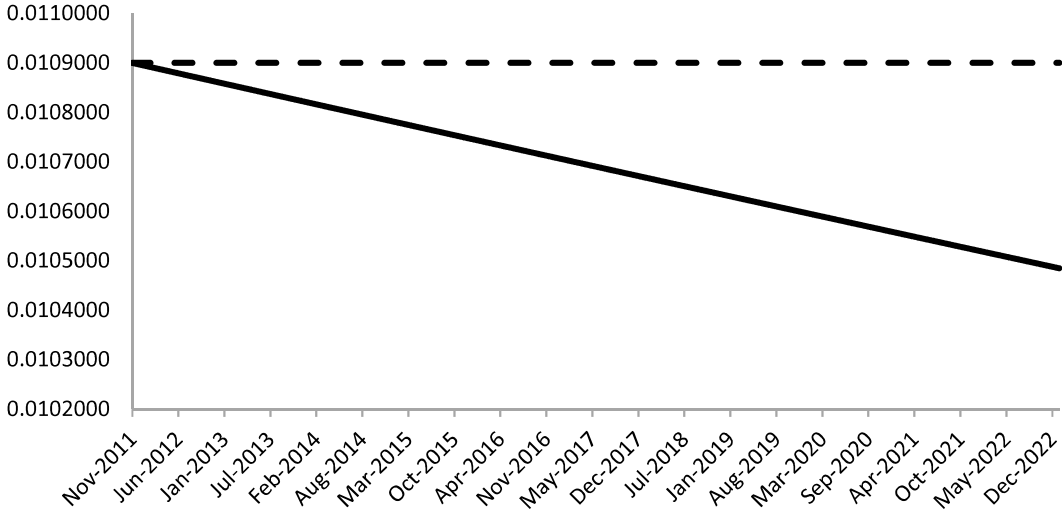
## Gold London Fix PM (USD)



## Gold London Fix PM (CAD)



# Per ETR Entitlement to Gold (oz)



The Service Fee is calculated and accrued daily at an annual rate of 0.35% of the Per ETR Entitlement to Gold.



320 Sussex Drive  
Ottawa, ON K1A 0G8  
Toll Free: 1-866-677-1477  
Website: reserves.mint.ca

Important additional details about the ETRs are available on the Canadian Gold Reserves website at reserves.mint.ca. This communication is provided for information purposes only. Nothing in this communication constitutes an offer to sell or solicitation to purchase ETRs in any jurisdiction. This communication is not intended to constitute investment, financial, legal, tax or accounting advice and you should not rely on the information in this communication for such advice. ETR holders have no recourse to the Mint or the Government of Canada for any loss on their investment; prospective investors should consider carefully the factors set out in the Information Statement dated September 17, 2013 (the Information Statement) under “Risk Factors” before deciding to purchase ETRs. The information contained in this communication is current as of the date set out herein and the Information Statement is current as of the date set out therein.

1. Net asset value (NAV) is based on the closing gold spot price made available by Refinitiv and the Bank of Canada daily average exchange rate made available on December 30, 2022.
2. Consolidated average daily volume for MNT and MNT.U from January 1, 2022 to December 31, 2022.
3. Returns are based on TSX last traded price. MNT.U returns calculated using the mid-point between the TSX bid and ask prior to market close on December 30, 2022, November 30, 2022, September 30, 2022, June 30, 2022 and December 31, 2021 as no trades occurred on those dates.
4. Return since launch (Initial Public Offering on November 29, 2011).

